

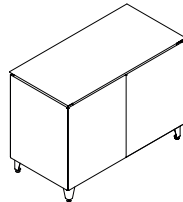
VITREOUS ENAMEL MODULAR KITCHENS

Retail Price List - March 2020



VLAZE ADAPT 120

1200 x 600 x 900
100kg



	Ex VAT	Inc VAT
UNIT PRICE	£2079.17	£2495
choice of castors or legs		

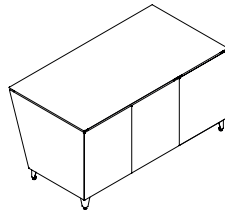
WORKTOP OPTIONS

	INC	INC
VITREOUS ENAMEL		
STAINLESS STEEL	+£165.83	+£199
BAMBOO	+£165.83	+£199
CUTOUTS	+£50.00	+£60

SPLASHBACK	£332.50	£399
1200 x 500 x 12		

VLAZE ADAPT ISLAND

1800 x 950 x 900
200kg



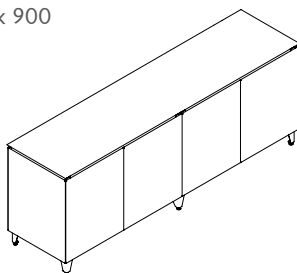
UNIT PRICE	£3745.83	£4495
choice of castors or legs		

WORKTOP OPTIONS

	INC	INC
VITREOUS ENAMEL		
STAINLESS STEEL	+£249.16	+£299
CUTOUTS	+£50.00	+£60

VLAZE ADAPT 240

2400 x 600 x 900
200kg



UNIT PRICE	£3745.83	£4495
choice of castors or legs		

WORKTOP OPTIONS

	INC	INC
VITREOUS ENAMEL		
STAINLESS STEEL	+£249.16	+£299
BAMBOO	+£249.16	+£299
CUTOUTS	+£50.00	+£60

SPLASHBACK	£749.17	£899
2400 x 500 x 12		

All VLAZE ADAPT Vitreous Enamel Modular Kitchens are available in a choice of 5 colours:
Graphite, Splatter, Indigo, Ochre and Nori.

PLEASE NOTE: Our enamels are milled in-house using natural compounds and oxides therefore batches may differ slightly in colour and finish. This is part of the unique, organic character of vitreous enamel.

VLAZE BISHOPS WAY, NEWPORT, ISLE OF WIGHT PO30 5WS, UK
TEL: +44 (0)1983 537 773 • @VLAZESURFACE • **VLAZE.CO**

A DIVISION OF A.J.WELLS & SONS LIMITED REGISTERED IN ENGLAND NO. 03809371 • AJWELLS.COM

