

VLAZE

VITREOUS ENAMEL SURFACES
FOR THE FIREPLACE





VLAZE

VITREOUS ENAMEL SURFACES FOR THE FIREPLACE

VLAZE: a range of vitreous enamel heat shields, hearth plates and fireplace surrounds that offer a unique functional finish that is striking and tactile.

The vitreous enamel surface is created by fusing powdered glass to steel at temperatures in excess of 800°C. The result is a luxurious vibrant glaze that is heatproof, non-porous and stain resistant and guaranteed for 25 years.

VLAZE is British made by A.J Wells Architectural Enamel, makers of the iconic signage for the London Underground and the Paris Metro.



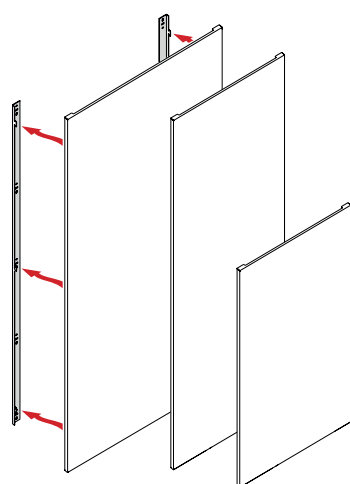
Front cover: Oyster crackle glaze heat shield with basalt hearth plate
Back cover: Black heat shield with matching hearth plate

WALL MOUNTED HEAT SHIELDS

VLAZE is the original wall mounted heat shield; tried, tested and extremely durable. They are designed to be hung behind a wood burning stove creating a focal point that not only enhances the fireplace but allows the stove to be placed close to the wall behind.

When installed the shield reduces the stoves distance to the face of the panel to just 95mm and in the case of Charnwood appliances down to just 75mm. VLAZE vitreous enamel panels feature a unique dual skin that provides extra thermal protection and an effective convection system that distributes heat back into the room.

Using a rail mounted system the heat shield is quick and easy to install and is available in the full range of colours, overlays, designer patterns and 3 sizes to suit most freestanding stove models. Bespoke sizes are available on request.



1100 x 1800 x 25

800 x 1800 x 25

800 x 1200 x 25

Opposite clockwise:

Off White Crackle Glaze heat shield

Mini Moderns Whitby Denim heat shield

Off White Crackle Glaze heat shield with matching hearth plate

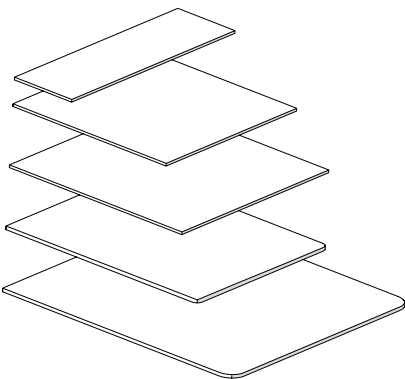
Voyage Cademuir Basalt heat shield with matching hearth plate



HEARTH AND CHAMBER PLATES

VLAZE vitreous enamel hearth plates create a clean, modern platform on which to stand your stove. An excellent alternative to glass or polished stone they can be used on their own or alongside our heat shields and insert surrounds for a seamless floor to wall solution. They can also be mounted to the wall behind the stove to line a fireplace chamber.

The smooth gloss surface finish is heat resistant, easy to clean and maintain and is available in the full range of colours, overlays & designer patterns. Each hearth features a smooth radius edge and is insulated with fire rated fibreboard to take the heat and weight of the stove while still being light to handle. The plates are available in 5 sizes to suit most stoves and boast a 12mm depth conforming to UK building regulations for non constructional hearths. Bespoke sizes are available on request.



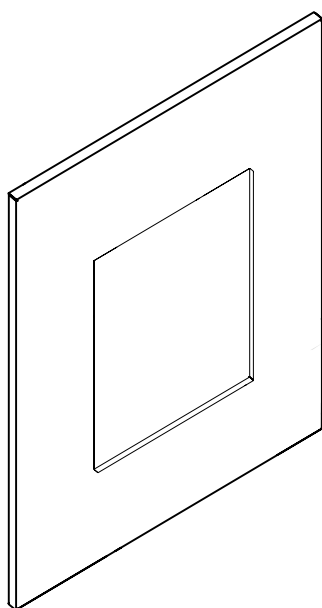
1000	x	300	x	12
800	x	850	x	12
900	x	900	x	12
800	x	1000	x	12
1100	x	1200	x	16

Opposite clockwise:
Quilted Graphite hearth plate
Black Splatter hearth plate
Nori chamber plate with Ochre hearth plate
Quilted Graphite detail



CUSTOM INSERT SURROUNDS

VLAZE insert surrounds are made to measure in one piece to fit around your insert stove, preventing cracking and discolouration on the chimney breast. Vitreous enamel insert surrounds feature a slim 9mm radius edge and are insulated with fire rated fibreboard. They are available in the full range of colours, overlays and designer patterns. Boasting heat resistant and anti-static properties your fireplace surround will stay looking clean and sharp.



Opposite clockwise:

Mini Moderns Whitby Denim insert surround

Off White insert surround

Nori insert surround with Quilted Graphite hearth plate

Oyster insert surround



VLAZE COLOUR

VLAZE products are available in a choice of six solid colours. There is a choice of optional crackle glaze and quilted finishes. VLAZE also offer designer finishes including splatter, our own signature finishes and prints by leading design houses Mini Moderns and Voyage.


SOLID COLOUR



WHITE



OFF WHITE




BLACK



OYSTER



CLAY



BASALT


CRACKLE GLAZE



WHITE



OFF WHITE




BLACK



OYSTER




CLAY




BASALT

Please note: All colours have been reproduced as faithfully as print will allow. Swatches should not be taken as an exact indication of colour.


QUILTED FINISH




WHITE




OFF WHITE




BLACK



OYSTER




CLAY




BASALT

DESIGNER FINISH



BLACK SPLATTER




CLAY SPLATTER




OCHRE



NORI



INDIGO STIPPLE



QUILTED GRAPHITE



MINI MODERNS
WHITBY DENIM



VOYAGE
CADEMUIR BASALT

ENAMEL FINISH: VLAZE enamels are milled in-house using natural compounds and oxides therefore batches may differ slightly in colour and finish. This is part of the unique, organic character of vitreous enamel.

Other patterns and colours by these designers are available on request.

- QUICK TO INSTALL
- HIGHLY DURABLE
- WIPE CLEAN
- HEATPROOF
- MAGNETIC
- WATERPROOF
- HYGIENIC
- BRITISH MADE



VLAZE BISHOPS WAY, NEWPORT, ISLE OF WIGHT PO30 5WS, UK
TEL: +44 (0)1983 537 773 • **VLAZE.CO** • @VLAZESURFACE

A DIVISION OF A.J.WELLS & SONS LIMITED REGISTERED IN ENGLAND NO. 03809371 • AJWELLS.COM

